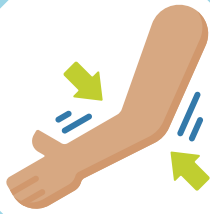


# Patient Access Safety

Use this tool to improve the safety of your vascular access and overall infection control.

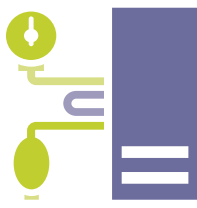
## General Guidelines

- ✓ Always wash your hands before touching your access.
- ✓ Speak up if you notice any redness, swelling, or drainage.
- ✓ Help educate staff who are not using proper infection control techniques.




### Fistula/Graft

- Do not wear tight fitting shirts, jewelry, or carry heavy items on your access arm.
- Use other arm for blood pressures or blood draws.



### Dialysis Catheter

- Keep your site clean, dry, and covered in between treatments.
- Wear a mask when being hooked up.
- Ask your doctor when or if you can take a bath or shower.



### Peritoneal Catheter

- Do not swim or take a bath, unless your doctor tells you it is okay.
- Keep your exit site clean and dry. Check it daily for signs of infection.



***\*These are general suggestions. Always consult with your care team about your specific needs.***



This material was prepared by the End Stage Renal Disease National Coordinating Center (ESRD NCC) contractor under contract with the Centers for Medicare & Medicaid Services (CMS), an agency of the U.S. Department of Health and Human Services. The contents do not necessarily reflect CMS policy nor imply endorsement by the U.S. Government. FL-ESRD NCC-NC3PAC-10022023-02