



**It only takes a minute
to save your lifeline.**



Look



Listen



Feel



www.esrdncc.org



Look

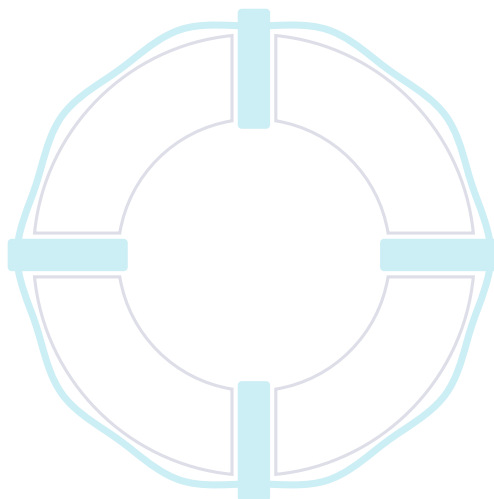
The skin over your access is all one color and looks like the skin around it.



There is **redness, swelling or drainage**. There are **skin bulges with shiny, bleeding, or peeling skin**.



Looking good!



Contact your dialysis care team if you notice any "stop" signs!



Listen

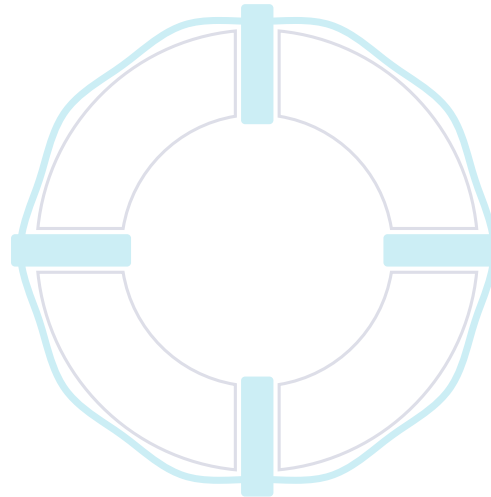
When you place your access next to your ear, you hear a sound. And it **sounds the same as the last time** you checked it.



You place your access next to your ear and hear **no sound**. Or it **sounds different** than it did the last time you checked it.



Sounding good!



Contact your dialysis care team if you notice any "stop" signs!



Feel

Thrill: a vibration or buzz in the full length of the access.

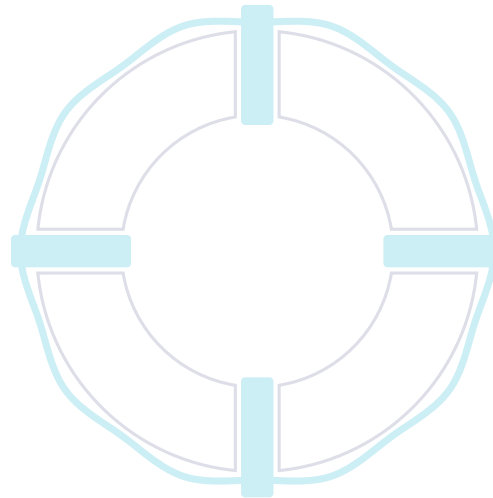
Pulse: slight beating like a heartbeat. Fingers placed lightly on the access should move slightly.



Pulsatile: The beat is stronger than a normal pulse. Fingers placed lightly on the access will **rise and fall with each beat.**



Good to go!



Contact your dialysis care team if you notice any "stop" signs!



www.esrdncc.org

This material was prepared by the End-Stage Renal Disease Network Coordinating Center (NCC), under contract with the Centers for Medicare & Medicaid Services (CMS), an agency of the U.S. Department of Health and Human Services. The contents presented do not necessarily reflect CMS policy nor imply endorsement by the U.S. Government. Pub. No. FL-ESRD NCC-7N52TA-08132020-08

