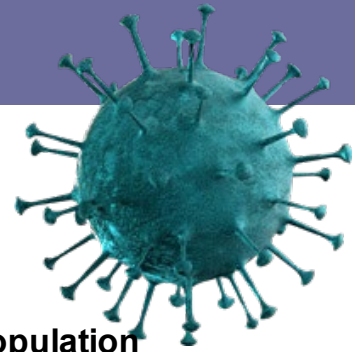


COVID-19 Overview Trend Maps for ESRD Patients and the Renal Community

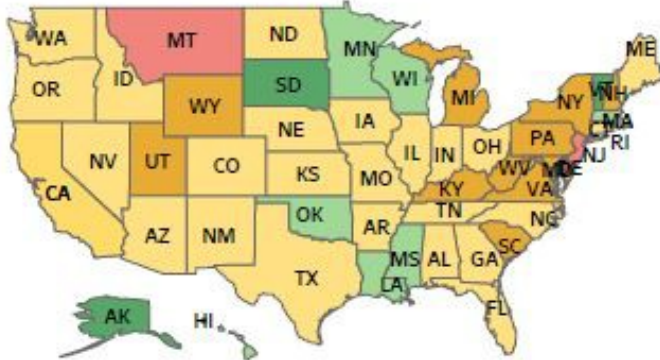
This overview data is meant for general illustrative purposes. It should not be the final and most up-to-date detailed analysis, as this includes self-reported data. For the most accurate data related to COVID-19 cases, please go to covid.cdc.gov/covid-data-tracker/#cases_totalcases.



As of 3/31/2021

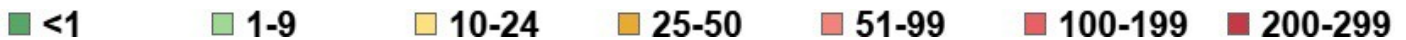
US ESRD Population

Network 11 ESRD Population



**Network 11:
Midwest Kidney
Network**
Phone: 651.644.9877

New Daily COVID-19 Cases (7 day average) per 100,000 in the ESRD Population



New Daily COVID-19 Cases (7 day average) per 100,000 in the General Population vs ESRD Population

	Michigan	Minnesota	North Dakota	South Dakota	Wisconsin
ESRD Population	37.5	8.2	17.0	0.0	6.1
General Population	56.7	28.0	20.8	22.9	11.7

New Daily National ESRD COVID-19 cases per 100,000 (7 Day Average) **Increased** by **1.0%** from **19.0** to **19.3** in the last seven days.

New Daily ESRD COVID-19 cases per 100,000 (7 Day Average) in Network 11 **Decreased** by **-6.0%** from **24.2** to **22.8** in the last seven days.

National ESRD risk is **High** Network 11 Risk is **High**

To reduce risk, remember:

- ✓ Following infection control actions, like wearing a mask, social distancing, and frequent hand washing/use of hand sanitizer.
- ✓ Avoid crowds and gatherings of more than 10 people.
- ✓ The more people you and your family encounter, the higher the risk of getting COVID-19.



To see this map in color and additional COVID-19 resources specifically for ESRD patients, scan this code.



This material was prepared by the End Stage Renal Disease National Coordinating Center (ESRD NCC) contractor, under contract with the Centers for Medicare & Medicaid Services (CMS), an agency of the U.S. Department of Health and Human Services. The contents presented do not necessarily reflect CMS policy nor imply endorsement by the U.S. Government. Publication Number FL-ESRD NCC-7N5TCO-03312021-11