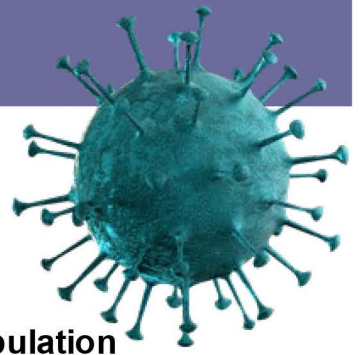


COVID-19 Overview Trend Maps for ESRD Patients and the Renal Community

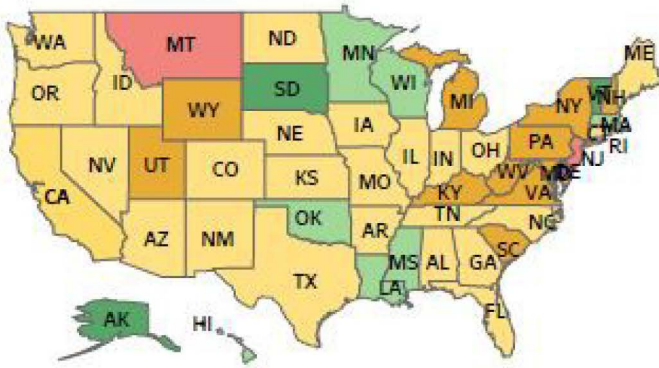


This overview data is meant for general illustrative purposes. It should not be the final and most up-to-date detailed analysis, as this includes self-reported data. For the most accurate data related to COVID-19 cases, please go to covid.cdc.gov/covid-data-tracker/#cases_totalcases.

As of 3/31/2021

US ESRD Population

Network 3 ESRD Population

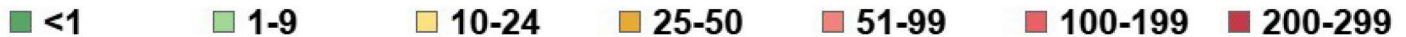


Network 3: Quality Insights Renal Network 3

Phone: 609.490.0310

Maps for the US Territories are not yet available, however, data is provided in the table to the left.

New Daily COVID-19 Cases (7 day average) per 100,000 in the ESRD Population



New Daily COVID-19 Cases (7 day average) per 100,000 in the General Population vs ESRD Population

	New Jersey	Puerto Rico	Virgin Islands
ESRD Population	53.1	6.8	0.0
General Population	50.1		

New Daily National ESRD COVID-19 cases per 100,000 (7 Day Average) **Increased** by **1.0%** from **19.0** to **19.3** in the last seven days.



New Daily ESRD COVID-19 cases per 100,000 (7 Day Average) in Network 3 **Decreased** by **-8.1%** from **42.2** to **38.8** in the last seven days.



National ESRD risk is **High**

Network 3 Risk is **Very High**

To reduce risk, remember:

- ✓ Following infection control actions, like wearing a mask, social distancing, and frequent hand washing/use of hand sanitizer.
- ✓ Avoid crowds and gatherings of more than 10 people.
- ✓ The more people you and your family encounter, the higher the risk of getting COVID-19.



To see this map in color and additional COVID-19 resources specifically for ESRD patients, scan this code.

